



MVP AUTOMOTIVE



6236 Main Avenue, #10 Orangevale, CA 95662 916-987-1757

For all your automotive service needs from Hot Rods to Hondas, Mini Vans to Muscle Cars...

WHAT'S NEW:
Follow us on Face
Book and Twitter!

facebook

twitter

Coming Soon:

**MVP's
Website!**

IN THIS ISSUE:

■ **How to
adjust your
rear view
mirror...**

■ **Maintenance
Specials**

**Do you have a
question or a
concern about
your car?
Ask Mike!**



CAR FAQ'S

HOW TO AVOID THE BLIND SPOT...

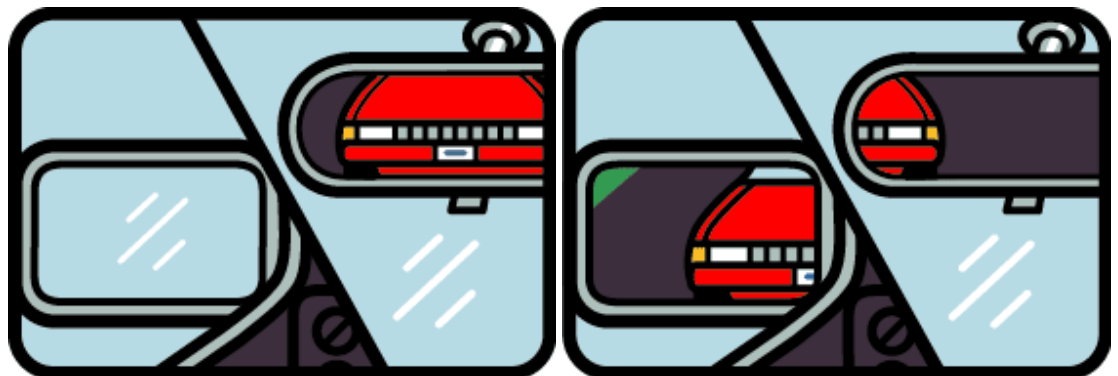
A Great New Way
to Set Your Car's
Side-View Mirrors



Step 1: Start by setting your rear-view mirror as you normally would.

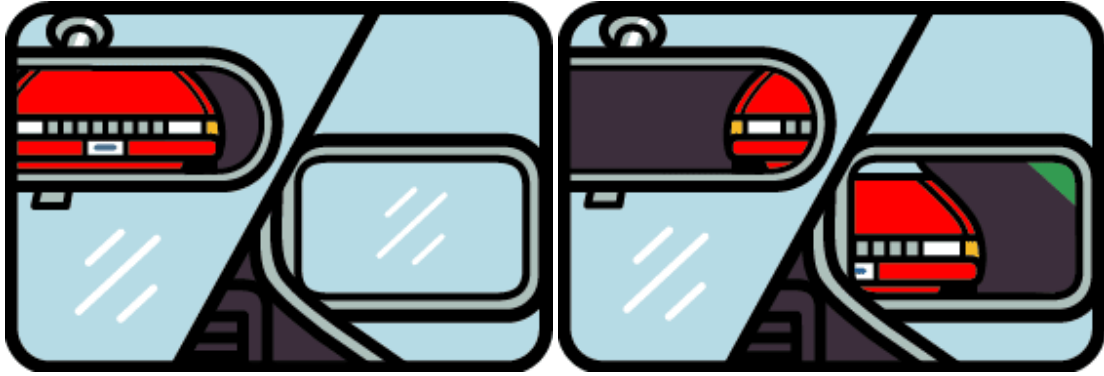
Then, lean your head all the way to the left so it touches the driver's window. From that position, set your left side-view mirror so you can see the back corner of your car. Now lean the same distance the other way, and set your right side-view mirror the same way.

Now, here's what happens. When a car comes up behind you, you should first see it in your rear-view mirror. But as it passes you (let's say on your left), you'll see it move to the left side of your rear-view mirror. And as its left headlight disappears from your rear-view mirror, it should instantly show up in your left side-view mirror. There should be no delay. It should slip from one to the other, so you can always see it.

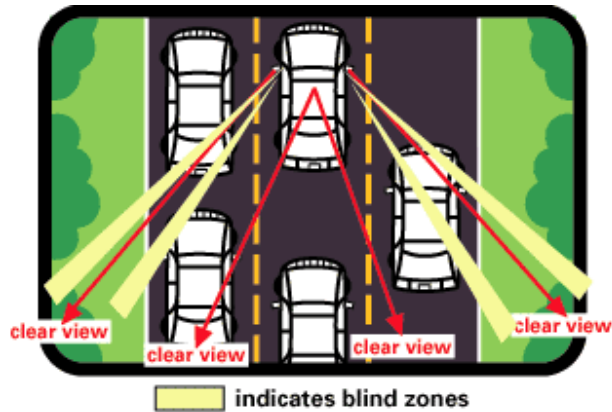


Step 2 - Left-Side Mirror Alignment: Set your left-side mirror so that as soon as the passing car's left, front headlight disappears from your rear-view mirror, it appears in your left-side mirror.

You might need to make some slight adjustments to your side-view mirrors to make everything line up perfectly. And pulling up next to a line of parked cars (to simulate another lane of traffic next to you) is a good way to do that.



Step 3 - Right-Side Mirror Alignment: Then do the same thing on the right.



Step 4: End result? No huge blind spots.

Driving with the mirrors this way takes some getting used to. You have to learn to rely on your rear-view mirror first. And you'll have to get used to what your side-view mirrors are now looking at. But, the good news is that your blind spot should now be gone!

MVP AUTOMOTIVE

6236 Main Avenue, #10
Orangevale, CA 95678

(916) 987-1757

Monday – Friday 8am - 5pm
Longer Hours on Demand

From Hondas to Hot Rods, Mini Vans to Muscle Cars we work on them all! From engine repairs to rebuilds, we have the experience and equipment to keep your family and classic / muscle car in top condition

With over 28 years of extensive automotive experience, Mike is an ASE Certified Master Technician.

His technical training also includes Advanced Performance/Diagnostic Training and Snap-On DSO/Scanner Training.

We use only name brand and warranteed parts

Visa & MasterCard Accepted

Service You Can Trust


Satisfaction Guaranteed

THE BENEFITS OF PREVENTATIVE MAINTENANCE

Our cars are more than just transportation. For most of us they are a long term financial investment that we rely on daily.

Preventative maintenance not only helps save money on gasoline and unexpected costly repairs, it helps ensure the safety of you and your family.

Remember, it's always easier to fit a preventative maintenance appointment into your busy schedule than it is to call a tow truck from the side of the road!



Minor Service \$59.95

- ✓ Change Oil and filter

Inspect:

- ✓ Brakes
- ✓ Belts
- ✓ Hoses
- ✓ Fluid Leaks
- ✓ Front Suspension
- ✓ Rear Suspension
- ✓ Tires
- ✓ Shocks
- ✓ Exhaust System
- ✓ Water Pump *
- ✓ Adjust:
- ✓ Timing & Idle *
- ✓ Clutch *
- ✓ Brakes *
- ✓ Service :
- ✓ Air Cleaner Box
- ✓ Radiator Fluid Level
- ✓ Brake Fluid Level
- ✓ Clutch Fluid Level
- ✓ Rotate Tires
- ✓ Set Pressure
- ✓ Lube:
- ✓ U-Joints
- ✓ Doors & Hinges

Check:

- ✓ Lights
- ✓ Charging System
- ✓ Starting System

Tune Up

4 cylinder \$49.95
6 cylinder \$69.95
8 cylinder \$89.95

- ✓ 41 point inspection
- ✓ New Spark Plugs *
- ✓ Check and set idle and timing

Cooling System Flush \$79.95

- ✓ 41 point inspection
- ✓ Add Flush Chemical
- ✓ Run engine for 30 minutes
- ✓ Flush system
- ✓ Add fresh coolant and coolant treatment
- ✓ Check thermostat and fan operation
- ✓ Check system for leaks

*Applicable to most vehicles

* Platinum Spark Plugs extra

* Synthetic fluids additional

*Vans, specialty / diesel vehicles may have additional parts and labor